



## Install the tutorial of(NVIDIA RTX 2070 type full coverage GPU water block)



1.Remove the marked red position screws




2.Remove the marked red position screws




3.Remove the marked red position screws



4.Clean and re-apply thermal grease




5. Stick the corresponding specifications of thermal grease in the corresponding position, paying attention to the cutting size




6. Mounting the shown in the picture Red Position Screws



7.Mounting the shown in the picture Red Position Screws



8.The installation is complete



The installation tutorial takes the RTX 2070 TWIN X2 as an example. If you use the NVIDIA GPU RTX2070 , please fix the shown in the picture power supply interface by yourself