



Install the tutorial of (ASUS STRIX RTX2070 Aurora RGB)


**INSTALL TUTORIAL
(DEMONSTRATION)**



1.Remove the red position screws in the picture




2.Remove the red position screws in the picture




3.Remove the red position screws in the picture





4.Clean and re-apply thermal grease




5. Stick the corresponding specifications of thermal grease in the corresponding position, paying attention to the cutting size



6. Connect the red position cable in the picture to the blue position





9.The installation is complete