


GIGABYTE GTX1050Ti/1050 GPU Water Block

BS-GI1050T-PA




Remove the red position screw

①




Remove the radiator and screw the screws in place

②



Clean up and reapply GPU core thermal grease

③



In the water block floor with good thermal grease

④



Attention to red position screw for installation drawing

⑤



installation is complete

⑥